

HOUTBEWERKINGSMACHINES

AFZUIGINSTALLATIES

GEREEDSCHAPPEN


RANDO
TECHNIC

TEL. (0515) 43 15 70 - www.rando.nl - SNEEK

ONDERHOUD - REPARATIE - REVISIE



STEFF

AUTOMATIC FEEDERS

- ▶ STEFF **2034**
- ▶ STEFF **2044**
- ▶ STEFF **2038**
- ▶ STEFF **2048**
- ▶ STEFF **2038 CI**
- ▶ STEFF **2068**
- ▶ **VARIO**STEFF 3
- ▶ **VARIO**STEFF 4
- ▶ STEFF **2033**
- ▶ STEFF **2032**



HOUTBEWERKINGSMACHINES

AFZUIGINSTALLATIES

GEREEDSCHAPPEN



TEL. (0515) 43 15 70 - www.rando.nl - SNEEK

ONDERHOUD - REPARATIE - REVISIE



maggi engineering

THE TRADITION OF TECHNOLOGY

► In Tuscany, we have traditions that survive through the centuries. They derive from our arts and crafts, technology and every aspect of human activity, and are achieved through a successful combination of creativity and experience.

Our company is located in Certaldo, in the heart of Tuscany. It has been engineering and producing woodworking machinery since 1963.

We began our business producing automatic feeders. Now, our range of products has widened to include radial arm saws and a line of multiple boring machines: technology for both handcrafts and industrial activities.

The remarkable quality of our machines, the reliability of our staff and the competence of our technicians have contributed to the success of Maggi Engineering all around the world, making it the world-wide leader in the production of automatic feeders. We currently export 85% of our products to more than 80 countries, thanks to our efficiency and impeccable customer service.

With a staff of more than 60, employees Maggi Engineering is a well-structured company always on the move. We welcome the challenge of the new millennium, confident in the future by relying on our line of high-tech products.



THE STEFF LINE

STEFF



► STEFF is our traditional brand for automatic feeders. These machines have enjoyed outstanding success all around the world since they were first produced by our company in 1969. Up to now, Maggi Engineering has produced more than 300,000 units.

Over the last few years we have worked on updating the technology and design of these machines to meet the requirements of our customers. As a result, we created a product that is highly competitive and always a step ahead, while still in compliance with CE and GS regulations.

The STEFF line includes a series of various models answering to different processing needs: our customers can choose among feeders with 3, 4 or 6-rollers or with traction belts, with 4 or 8 steady speeds for back-and-forward motion and with variable speeds from 3 to 18 mt per minute on models VARIOSTEFF 3 and VARIOSTEFF 4.

Model STEFF 2033 for semi-professional standard machines and STEFF 2032 for hobby machines.

All feeding units are equipped with an adjustable universal stand, which enables users to put the machines in different positions according to different processing needs.



(Maggi Engineering reserves the right to make any changes to the contents of this publication at any time).

HOUTBEWERKINGSMACHINES

AFZUIGINSTALLATIES

GEREEDSCHAPPEN



TEL. (0515) 43 15 70 - www.rando.nl - SNEEK

ONDERHOUD - REPARATIE - REVISIE

STEFF 2034

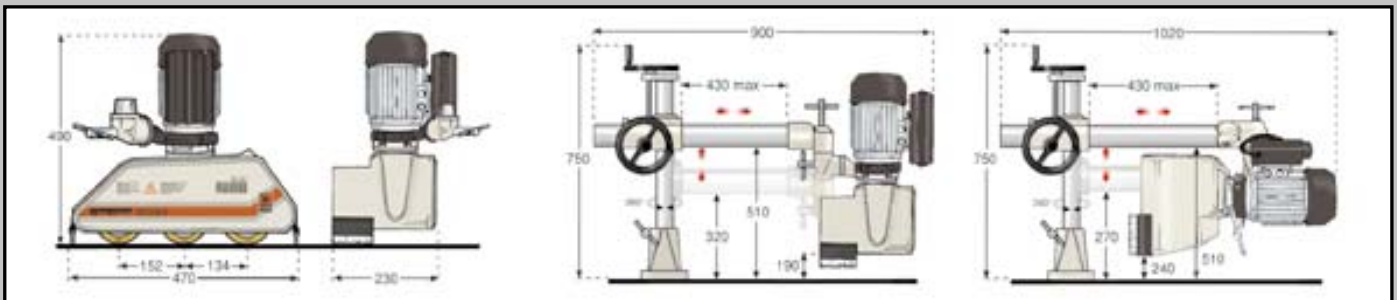








- 3 rollers – 4 steady speeds back and forward motion.
- 2 speeds are obtained by changing the position of the gears inside the housing, while other 2 speeds result from the switching of the bipolar engine (1400- 2800 r.p.m.)
- Motor power enables any kind of feeding.
- Resistant and protective electrostatic powder-paint
- Interchangeable gears have been sintered, carbonitried and tempered.

- Case-hardened and rectified endless screw of the motor shaft enables perfect matching of the bronze aluminium crown wheel (BR/AL UNI 5275) with reducer unit.
- The kind of oil we use for the reducer (Mellana 150 IP or similar) ensures unlimited lubrication.

DIMENSIONS



TECHNICAL DATA

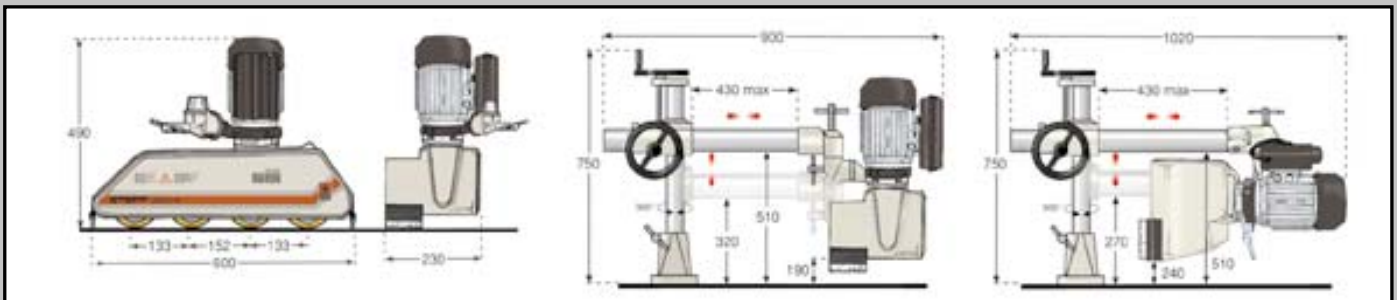
MOTOR POWER	0,7/1 0,52/0,75	HP KW	FEEDING SPEEDS	
FEEDING SPEEDS	4-8-11-22 (50Hz)	m/min	Z	 
ROLLER N.	3			
Ø OF ROLLERS	120	mm	40	25
ROLLER WIDTH	60	mm	4 m/min	8 m/min
ROLLER SPRING EXCURSION	20	mm		
TOTAL NET WEIGHT	58	Kg	11 m/min	22 m/min
TOTAL GROSS WEIGHT	61	Kg	25	







- 4 rollers – 4 steady speeds back and forward motion. 2 speeds are obtained by changing the position of the gears inside the housing, while other 2 speeds result from the switching of the bipolar engine (1400- 2800 r.p.m)
- 4 rollers for more efficacious feeding of the work piece.
- Motor power enables any kind of feeding.
- Resistant and protective electrostatic powder-paint
- Interchangeable gears have been sintered, carbonitried and tempered.

- Case-hardened and rectified endless screw of the motor shaft enables perfect matching of the bronze aluminium crown wheel (BR/AL UNI 5275) with reducer unit.
- The kind of oil we use for the reducer (Mellana 150 IP or similar) ensures unlimited lubrication.

DIMENSIONS



TECHNICAL DATA

MOTOR POWER	0,7/1 0,52/0,75	HP KW	FEEDING SPEEDS	
FEEDING SPEEDS	4-8-11-22 (50Hz)	m/min	Z	 
ROLLER N.	4			
Ø OF ROLLERS	120	mm	40	25
ROLLER WIDTH	60	mm	4 m/min	8 m/min
ROLLER SPRING EXCURSION	20	mm		
TOTAL NET WEIGHT	61	Kg	11 m/min	22 m/min
TOTAL GROSS WEIGHT	64	Kg	25	

HOUTBEWERKINGSMACHINES

AFZUIGINSTALLATIES

GEREEDSCHAPPEN



TEL. (0515) 43 15 70 - www.rando.nl - SNEEK

ONDERHOUD - REPARATIE - REVISIE

STEFF 2044



STEFF 2038





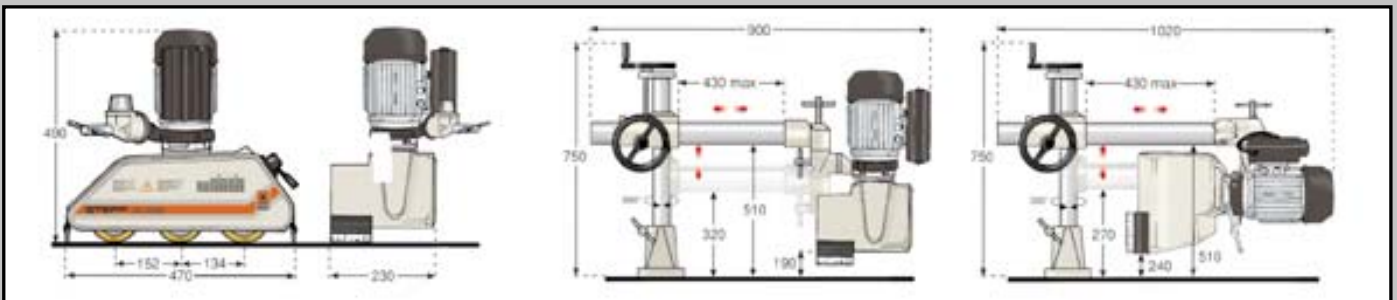
◀ THE GEAR SHIFT



- 3 rollers – 8 steady speeds back and forward motion. 2 speeds are obtained by changing the position of the gears inside the housing, while other 2 speeds result from the switching of the bipolar engine (1400- 2800 r.p.m) Thanks to a gear shift the user can choose among a double range of speeds and easily select the most suitable one.
- Motor power enables any kind of feeding.
- Resistant and protective electrostatic powder-paint
- Interchangeable gears have been sintered, carbonitried and tempered.







- Case-hardened and rectified endless screw of the motor shaft enables perfect matching of the bronze aluminium crown wheel (BR/AL UNI 5275) with reducer unit.
- The kind of oil we use for the reducer (Mellana 150 IP or similar) ensures unlimited lubrication.

▶ **DIMENSIONS**



▶ **TECHNICAL DATA**

MOTOR POWER	0,7/1 0,52/0,75	HP Kw
FEEDING SPEEDS	2-4-5,5-6,5-11-13 16,5-33 (50Hz)	m/min
ROLLER N.	3	
Ø OF ROLLERS	120	mm
ROLLER WIDTH	60	mm
ROLLER SPRING EXCURSION	20	mm
TOTAL NET WEIGHT	60	Kg
TOTAL GROSS WEIGHT	63	Kg

FEEDING SPEEDS				
Z				
				
40	2 m/min	6,5 m/min	4 m/min	13 m/min
				
25	5,5 m/min	16,5 m/min	11 m/min	33 m/min



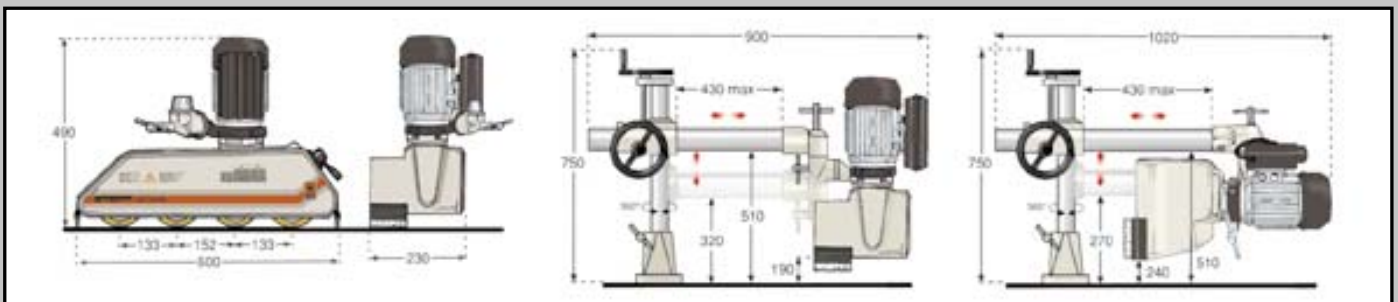
◀ THE GEAR SHIFT





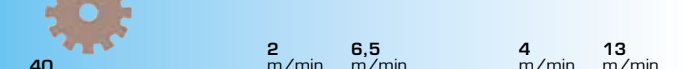


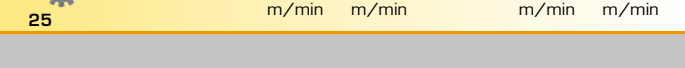

- 4 rollers – 8 steady speeds back and forward motion. 2 speeds are obtained by changing the position of the gears inside the housing, while other 2 speeds result from the switching of the bipolar engine (1400- 2800 r.p.m) Thanks to a gear shift the user can choose among a double range of speeds and easily select the most suitable one.
- 4 rollers for more efficacious feeding of the work piece
- Motor power enables any kind of feeding.
- Resistant and protective electrostatic powder-paint
- Interchangeable gears have been sintered, carbonitried and tempered.

- Case-hardened and rectified endless screw of the motor shaft enables perfect matching of the bronze aluminium crown wheel (BR/AL UNI 5275) with reducer unit.
- The kind of oil we use for the reducer (Mellana 150 IP or similar) ensures unlimited lubrication.

▶ **DIMENSIONS**



▶ **TECHNICAL DATA**

MOTOR POWER	0,7/1 0,52/0,75	HP Kw	FEEDING SPEEDS			
FEEDING SPEEDS	2-4-5,5-6,5-11-13 16,5-33 (50Hz)	m/min				
ROLLER N.	4					
Ø OF ROLLERS	120	mm				
ROLLER WIDTH	60	mm				
ROLLER SPRING EXCURSION	20	mm				
TOTAL NET WEIGHT	63	Kg				
TOTAL GROSS WEIGHT	66	Kg				

HOUTBEWERKINGSMACHINES
AFZUIGINSTALLATIES
GEREEDSCHAPPEN



TEL. (0515) 43 15 70 - www.rando.nl - SNEEK

ONDERHOUD - REPARATIE - REVISIE

STEFF 2048



STEFF 2038 CI





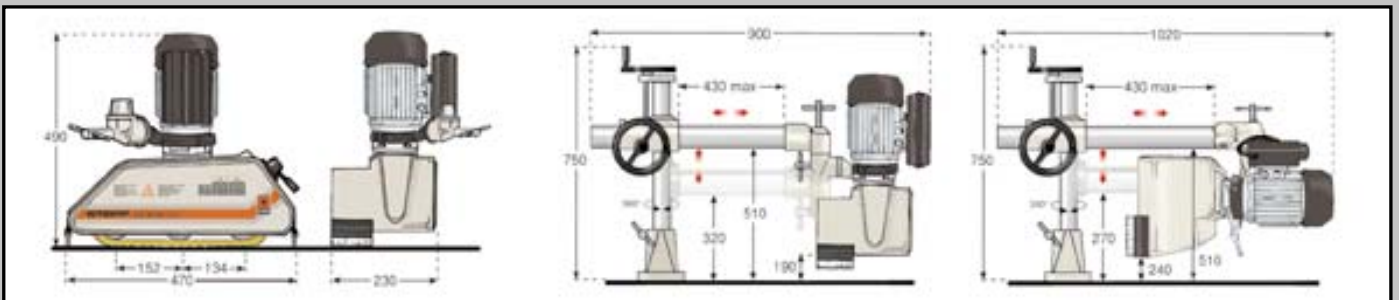
◀ THE GEAR SHIFT



- 3 rollers – 8 steady speeds back and forward motion. 2 speeds are obtained by changing the position of the gears inside the housing, while other 2 speeds result from the switching of the bipolar engine (1400- 2800 r.p.m) Thanks to a gear shift the user can choose among a double range of speeds and easily select the most suitable one.
- 3 rubber belts for more efficacious feeding This machine is also suitable for small work pieces.
- Motor power enables any kind of feeding.
- Resistant and protective electrostatic powder-paint

- Interchangeable gears have been sintered, carbonitried and tempered.
- Case-hardened and rectified endless screw of the motor shaft enables perfect matching of the bronze aluminium crown wheel (BR/AL UNI 5275) with reducer unit.
- The kind of oil we use for the reducer (Mellana 150 IP or similar) ensures unlimited lubrication.

▶ **DIMENSIONS**



▶ **TECHNICAL DATA**

MOTOR POWER	0,7/1 0,52/0,75	HP Kw	FEEDING SPEEDS			
FEEDING SPEEDS	2-4-5,5-6,5-11-13 16,5-33 (50Hz)	m/min				
PULLEY N.	3					
TRACTION BELT N.	3	mm				
BELT DIMENSIONS	17x21x830	mm	2 m/min	6,5 m/min	4 m/min	13 m/min
BELT EXCURSION	20	mm				
TOTAL NET WEIGHT	60	Kg	5,5 m/min	16,5 m/min	11 m/min	33 m/min
TOTAL GROSS WEIGHT	63	Kg				



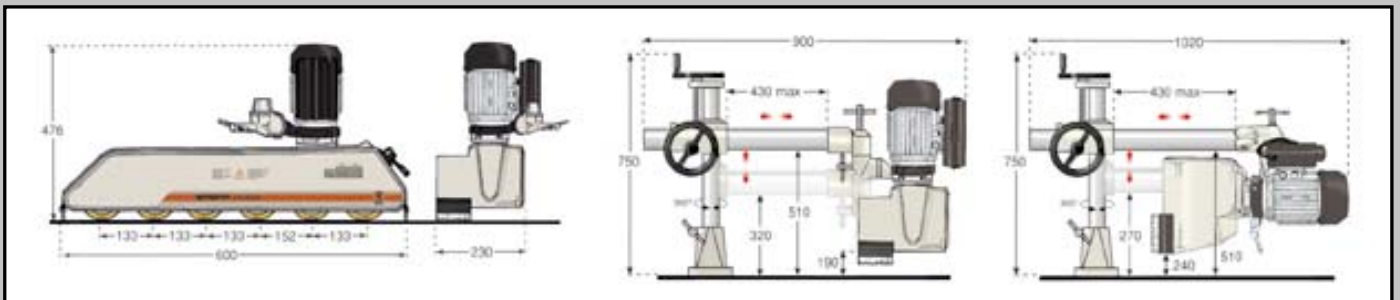
◀ THE GEAR SHIFT








- 6 rollers – 8 steady speeds back and forward motion. 2 speeds are obtained by changing the position of the gears inside the housing, while other 2 speeds result from the switching of the bipolar engine (1400- 2800 r.p.m) Thanks to a gear shift the user can choose among a double range of speeds and easily select the most suitable one.
- 6 rollers are recommended for feeding of long pieces, like cases and frames, and in general for all heavy work processing, where maximum stability of the work piece is required.
- Motor power enables any kind of feeding.
- Resistant and protective electrostatic powder-paint

- Interchangeable gears have been sintered, carbonitried and tempered.
- Case-hardened and rectified endless screw of the motor shaft enables perfect matching of the bronze aluminium crown wheel (BR/AL UNI 5275) with reducer unit.
- The kind of oil we use for the reducer (Mellana 150 IP or similar) ensures unlimited lubrication.

▶ **DIMENSIONS**



▶ **TECHNICAL DATA**

MOTOR POWER	0,7/1 0,52/0,75	HP Kw	FEEDING SPEEDS			
FEEDING SPEEDS	2-4-5,5-6,5-11-13 16,5-33 (50Hz)	m/min				
ROLLER N.	6					
Ø OF ROLLERS	120	mm				
ROLLER WIDTH	60	mm				
ROLLER SPRING EXCURSION	20	mm				
TOTAL NET WEIGHT	74	Kg				
TOTAL GROSS WEIGHT	78	Kg				

STEFF 2068



▲ ADDITIONAL STAND



VARIO STEFF 3





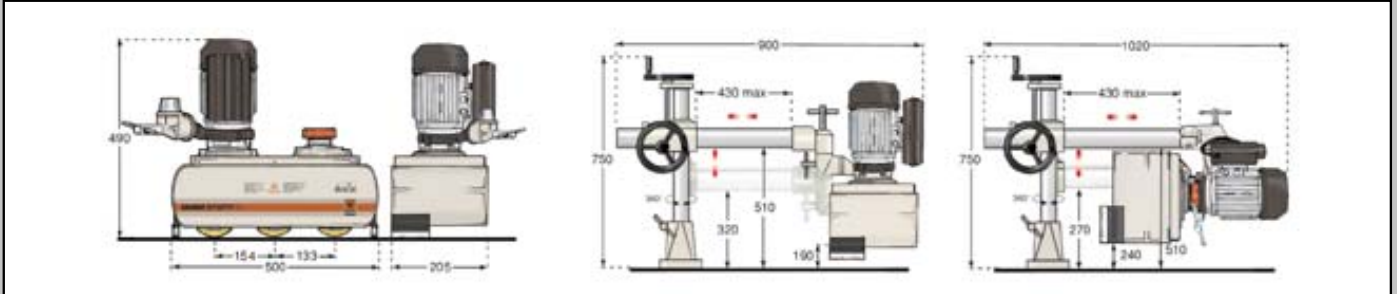
◀ SPEED ADJUSTMENT KNOB

- 3 rollers - variable speeds from 3 to 18 m per minute - back and forward
- Speed adjustment system using a belt on conical aluminium pulleys
- By turning the knob, the required speed is obtained without the need to change the position of the gears.
- The min - max plate indicates the rotation direction to obtain the required speed.
- Multi-voltage motor with single speed (2800 r.p.m.)
- Motor power enables any kind of feeding.
- Resistant and protective electrostatic powder-paint
- Interchangeable gears have been sintered, carbonitried and tempered.



- Case-hardened and rectified endless screw of the motor shaft enables perfect matching of the bronze aluminium crown wheel (BR/AL UNI 5275) with reducer unit.
- The kind of oil we use for the reducer (Mellana 150 IP or similar) ensures unlimited lubrication.

▶ DIMENSIONS



▶ TECHNICAL DATA

MOTOR POWER	0,7/1 0,52/0,75	HP Kw
FEEDING SPEEDS	3-18	m/min
ROLLER N.	3	
Ø OF ROLLERS	120	mm
ROLLER WIDTH	60	mm
ROLLER SPRING EXCURSION	20	mm
TOTAL NET WEIGHT	60	Kg
TOTAL GROSS WEIGHT	63	Kg

ACCESSORY

GEAR KIT TO INCREASE SPEEDS FROM 4 TO 33 M/MIN.



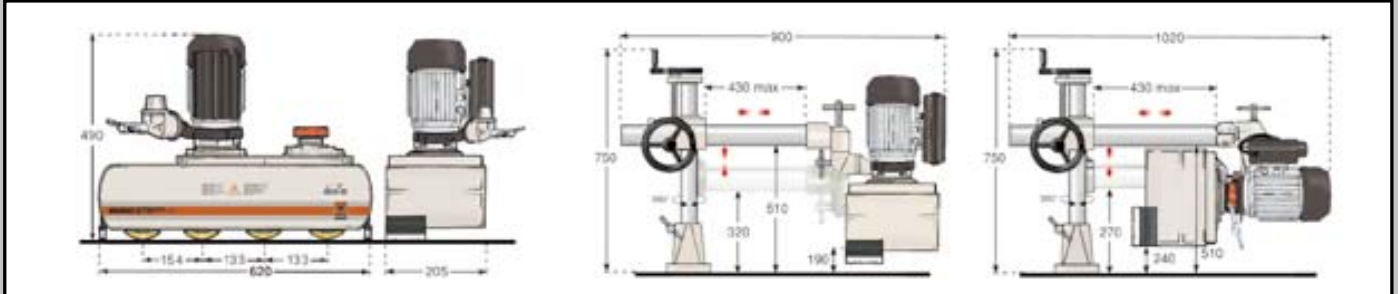
◀ SPEED ADJUSTMENT KNOB

- 4 rollers - variable speeds from 3 to 18 m per minute - back and forward
- Speed adjustment system using a belt on conical aluminium pulleys
- By turning the knob, the required speed is obtained without the need to change the position of the gears.
- The min - max plate indicates the rotation direction to obtain the required speed.
- Motor power enables any kind of feeding.
- Resistant and protective electrostatic powder-paint
- Interchangeable gears have been sintered, carbonitried and tempered.



- Case-hardened and rectified endless screw of the motor shaft enables perfect matching of the bronze aluminium crown wheel (BR/AL UNI 5275) with reducer unit.
- The kind of oil we use for the reducer (Mellana 150 IP or similar) ensures unlimited lubrication.

▶ **DIMENSIONS**



▶ **TECHNICAL DATA**

MOTOR POWER	0,7/1 0,52/0,75	HP Kw	ACCESSORY GEAR KIT TO INCREASE SPEEDS FROM 4 TO 33 M/MIN.
FEEDING SPEEDS	3-18	m/min	
ROLLER N.	4		
Ø OF ROLLERS	120	mm	
ROLLER WIDTH	60	mm	
ROLLER SPRING EXCURSION	20	mm	
TOTAL NET WEIGHT	65	Kg	
TOTAL GROSS WEIGHT	68	Kg	

HOUTBEWERKINGSMACHINES

AFZUIGINSTALLATIES

GEREEDSCHAPPEN



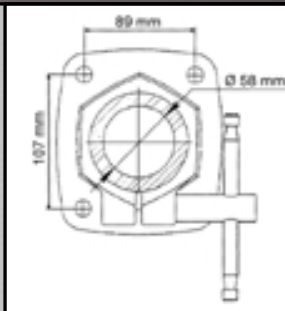

TEL. (0515) 43 15 70 - www.rando.nl - SNEEK

ONDERHOUD - REPARATIE - REVISIE

VARIO STEFF 4



ACCESSORIES AND TECHNICAL FEATURES



▲ DIMENSIONS OF THE BASIS FOR UNIVERSAL SUPPORT

◀ **UNIVERSAL ADJUSTABLE STAND:** Thanks to this device the feeding unit can be positioned on the machine in ways that allow the feeder to work at its best, driving the workpiece towards the machine tool and putting it in the most suitable position.

The stand is made extremely strong also thanks to its basis, cross-shaped part, cap, pipe, joint and collar, all made of cast iron, and also thanks to the tubes of rectified and quite thick steel. Aluminium handwheels make it easy and quick for the user to put the machine in vertical and horizontal position.

In conformity with CE norms for safety (89/392) the stand is equipped with a mechanical device, which prevents the different parts from accidental detachment. Standard horizontal tube is 720 mm long. Longer versions (885 mm or 970 mm) are also available on request.

Standard vertical tube is 580 mm long. Longer version (860 mm) is also available on request.

STEFF




◀ **ADDITIONAL STAND**

Considering features of model STEFF 2068, a six-wheeled automatic feeder, the use of an additional stand is recommended so as to improve stability of the feeding unit in case of heavy work processing.

- ▼ **THE TIPPER CLAMP** permits to fix the base of the universal stand sideways of working table and mainly to tilt quickly the feeder when you don't need it.



► **THE GEAR SHIFT**



- ▼ The roller **CALIBRATED SPRING** permits a perfect grip of pieces for a correct processing and it adapts itself to feed at the same time pieces with different thickness.

- ▲ **THE MOTOR** has double polarity (1400-2800 rpm), by the switch we obtain 2 speeds - back and forward motion.



- ▲ **SAFETY BRUSHES** fitted on both feeder sides according to CE safety regulations (89/392).

- ◀ **STEEL ROLLERS** standard dimension \varnothing 120x60 mm
 The use of this kind of rollers is suitable to feed raw wood beam or semfinished, assuring a perfect grip, and making the roller material wear resistant.

ACCESSORIES AND TECHNICAL DETAILS

▼ **INTERCHANGEABLE GEARS** Sintered, carbo-nitrided and tempered gears; by inverting them, we obtain high and low speeds, according to their position.

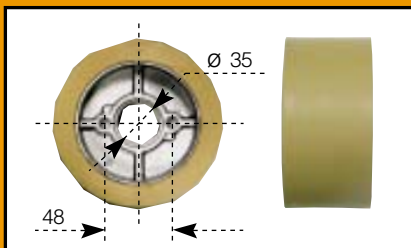


▲ Gears position on models STEFF 2034 / STEFF 2044 for high speeds (11 – 22 mt/min).

▲ Gears position on models STEFF 2034 / 2044 for low speeds (4 – 8 mt/min).

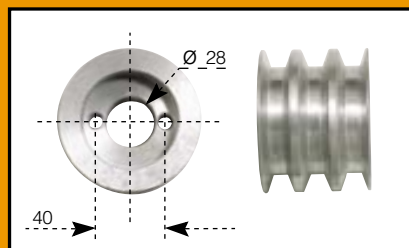
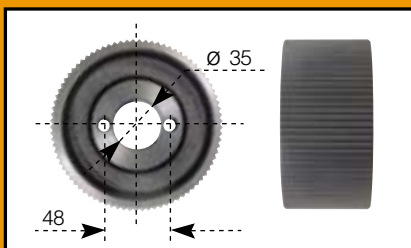
▲ Gears position on models STEFF 2038 / STEFF 2038 CI STEFF 2048 / STEFF 2068 for lowest speeds (2 – 4 mt/min).

▲ Gears position on models STEFF 2038 / STEFF 2038 CI STEFF 2048 / STEFF 2068 For highest speeds (16,5 – 33 mt/min).



◀ RUBBER ROLLERS

Standard dimension Ø 120x60 mm, hardness 60 shore. Rubber composition (SBR 6570) is the result of many tests, it guarantees the maximum grip on any kind of material and the long lasting rubber. This roller fits on any STEFF feeder produced in the last 30 years.



▲ **STEEL ROLLERS** standard dimension Ø 120x60.

▲ **ALLUMINIUM PULLEY** 3 grooves Ø 80x 60 mm permitting the belt movement of model STEFF 2038 CI.



▲ **BELT** 17x21x830 mm, hardness 60 shore. Specially produced on our drawing for model STEFF 2038 CI.

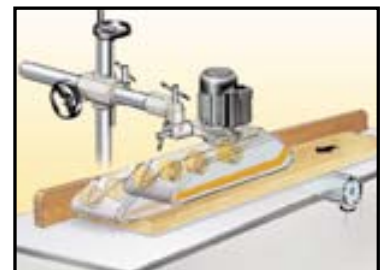
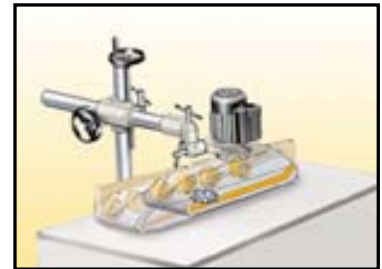
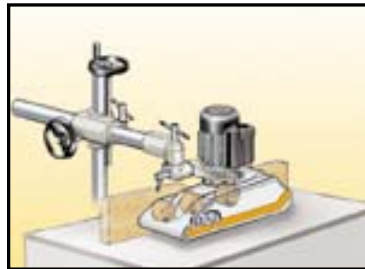
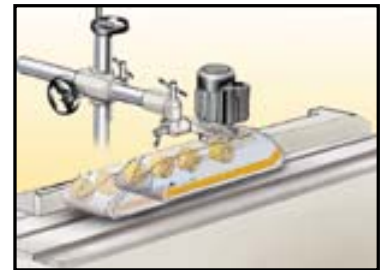
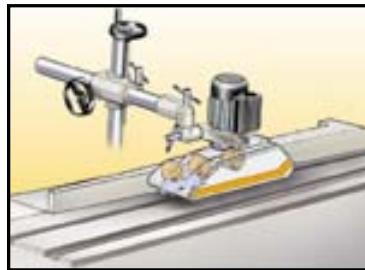
APPLICATIONS AND SAFETY

STEFF

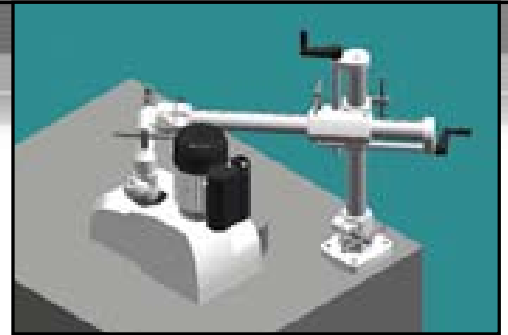
- ▶ The automatic feeding units are necessary for greater operator safety.

In addition to greater safety, the use of a feeder guarantees an even constant processing that is difficult to obtain by hand, with an excellent quality of the worked piece.

We suggest the application on:
moulders, circular saws, panel saws,
surface planing machines, edge
banders, sanding machines, etc.;
here are some fitting applications.

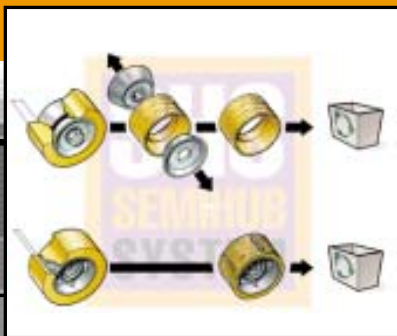


STEFF 2033



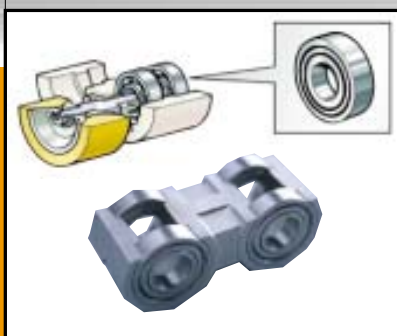
Double joint for universal support to be placed on the left hand side





◀ **SEMI-HUB SYSTEM**


Patented Semi-hub system, the two aluminium hubs are independent from the rubber wheel and they allow the substitution of the rubber only with a significant save of costs and of the rollers wear up to 51%.



◀ The drive unit assembly is fitted on screened rolling ball bearings (6002 z2), this allow to reduce the inner friction with no need of LUBRICATION and MAINTENANCE with a significant power save.

▼ The universal support it's placed directly on the baty instead of the motor engine. This allow a more steady movement and a quick set up of the feeder.

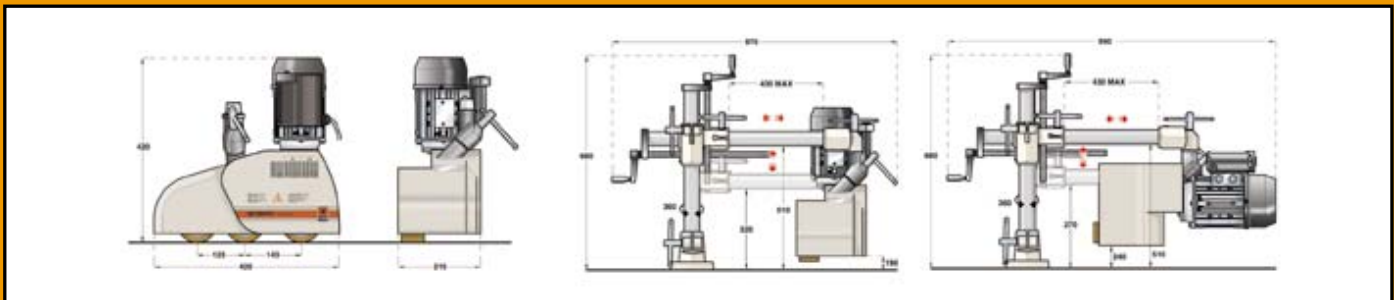
STEFF 2033 is the latest evolution of Steff line and it represents a very advanced product among feeders STEFF 2033 is a vanguard machine the result of long studies.



This medium-size power feeder it has been specifically conceived to be used on semi-professional machines like combined multi-working machines, traditional medium-size machines, small edge banders and belt sanders machines.

- 3 rollers – 8 steady speeds back and forward motion. 4 speeds are obtained by changing the position of the gears inside the housing, while other 4 speeds result from the switching of the bipolar engine (1400- 2800 r.p.m.)
- Motor power enables any kind of feeding.
- Resistant and protective electrostatic powder-paint
- Interchangeable gears have been sintered, carbonitried and tempered.
- Case-hardened and rectified endless screw of the motor shaft enables perfect matching of the bronze aluminium crown wheel (BR/AL UNI 5275) with reducer unit.
- The kind of oil we use for the reducer (Mellana 150 IP or similar) ensures unlimited lubrication.



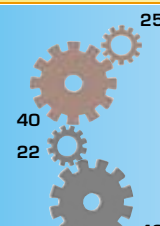
DIMENSIONS



TECHNICAL DATA

MOTOR POWER	0,74/0,50 0,55/0,37	HP Kw
FEEDING SPEEDS	2,5-5,5-7-11-14 21-27-54	m/min
ROLLER N.	3	
Ø OF ROLLERS	100	mm
ROLLER WIDTH	50	mm
ROLLER SPRING EXCURSION	15	mm
TOTAL NET WEIGHT	41	Kg
TOTAL GROSS WEIGHT	45	Kg

FEEDING SPEEDS

z	1 	2 
	2,5 - 7 - 11 - 27 m/min	5,5 - 14 - 21 - 54 m/min

- ▶ STEFF 2032 is the ideal power feeder for Hobby machines and small combined machines, spindle moulders, surface planers, circular saws and also semi professional machines like small edge banders and belt sanders machines.

This power feeder is manufactured following the same process and with the same accuracy we use to produce the bigger feeders of our range. Its flexibility allows to get very good performances when used on Hobby and semi-professional machines. Our products are used on the best and most famous european and world manufacturers.

- 3 rollers – 4 steady speeds back and forward motion. 2 speeds are obtained by changing the position of the gears inside the housing, while other 4 speeds result from the switching of the bipolar engine (1400- 2800 r.p.m.)
- Motor power enables any kind of feeding.
- Resistant and protective electrostatic powder-paint
- Interchangeable gears have been sintered, carbonitried and tempered.
- Case-hardened and rectified endless screw of the motor shaft enables perfect matching of the bronze aluminium crown wheel (BR/AL UNI 5275) with reducer unit.
- The kind of oil we use for the reducer (Mellana 150 IP or similar) ensures unlimited lubrication.

ACCESSORY: TIPPER CLAMP



▲ Power feeder positioned on a circular saw



▲ Power feeder positioned on a surface planer

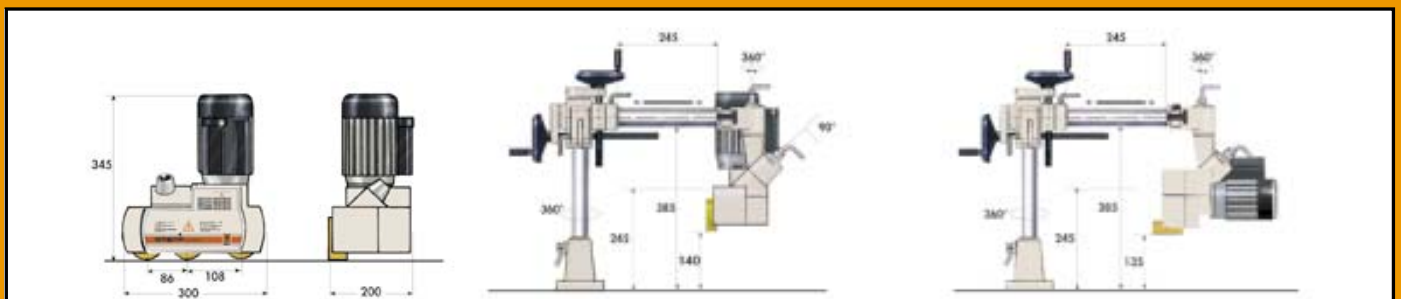


▲ Possibility of working at 90°







▲ Power feeder positioned on a spindle moulder

▶ **DIMENSIONS**



▶ **TECHNICAL DATA**

MOTOR POWER	0,24 0,18	HP Kw	FEEDING SPEEDS	
FEEDING SPEEDS	4-8-9-18	m/min	z	z
ROLLER N.	3			
Ø OF ROLLERS	80	mm	4 m/min	8 m/min
ROLLER WIDTH	28	mm		
ROLLER SPRING EXCURSION	15	mm	18 m/min	9 m/min
TOTAL NET WEIGHT	53	Kg		
TOTAL GROSS WEIGHT	55	Kg		

STEFF 2032 HOBBY

